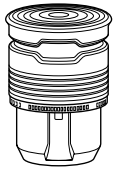


Please make sure to read the enclosed Ninja® Owner's Guide prior to using your unit.


# NINJA® ULTRA PREP™

# QUICK START GUIDE

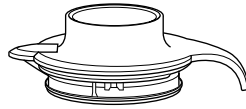
## PARTS



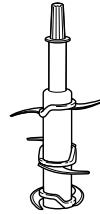
POWER POD



JAR



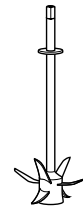
SPLASH GUARD LID



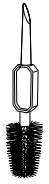
TOTAL CRUSHING®  
& POWER CHOPPING  
BLADE



DOUGH  
BLADE



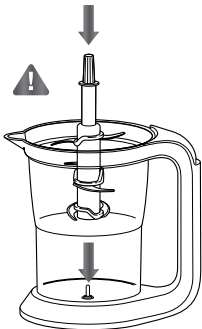
HIGH-SPEED  
BLADE



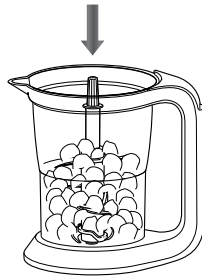
POWER POD  
CLEANING BRUSH

## IN USE


Do not attempt to operate the unit without the splash guard lid in place. Hold the jar firmly while pressing the On/Off pulse button to ensure the unit stays in place.



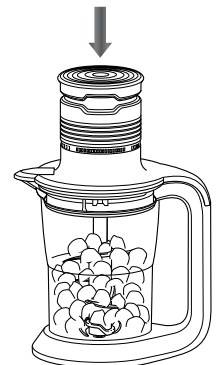
1. Place the Ninja® Ultra Prep™ on a clean, dry, level surface.  
Holding the blade by the upper shaft, place it onto the centering pin inside the jar, rotating it until it drops into place on the pin.



2. With the blade fully inside, add ingredients to the jar, making sure not to exceed the Max Liquid line.



3. Place the splash guard lid on the jar.



4. Place the power pod on top of the splash guard lid. Ensure the power pod is fully seated in the opening on top of the splash guard lid.



**WARNING:** The blades are sharp and not locked in place. Make sure to remove the blades (holding them by their shafts) before emptying contents of the jar. If using the pour spout on the splash guard lid and blades be placed on the top rack. Ensure the blades are removed from the jar before placing in the dishwasher. Failure to do so will result in a risk of laceration. Refer to the Ninja Owner's Guide for additional information.

## CLEANING

**Dishwasher:** The jar, splash guard lid, and blades are all dishwasher safe. It is recommended that the splash guard lid and blades be placed on the top rack. Ensure the blades are removed from the jar before placing in the dishwasher.

**Hand-Washing:** Wash the jar, splash guard lid, and blades in warm, soapy water. When washing the blades, use a dishwashing utensil with a handle to avoid direct hand contact with sharp edges of the blades. Handle the blades with care to avoid contact with sharp edges. Rinse and air-dry thoroughly. Use the power pod cleaning brush to clean the bottom of the power pod as needed.



**WARNING:** Handle the blades with care when washing, as the blades are sharp. Contact with the blades' edges can result in laceration.

**QUESTIONS?** We're here to help. Visit [ninjakitchen.com](http://ninjakitchen.com)